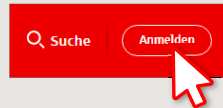


pushTAN: Bank transfers in the internet branch

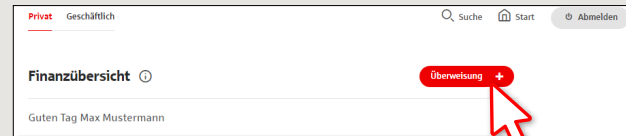
www.ksk-birkenfeld.de/anleitungen

 Kreissparkasse
Birkenfeld

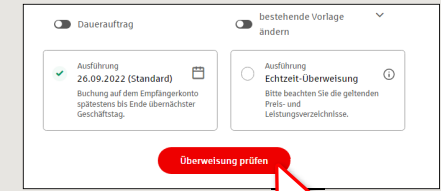
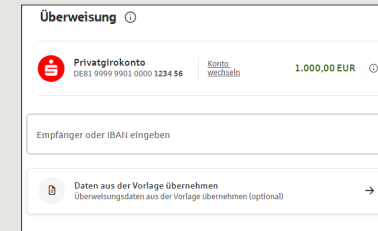
1 Log on to our Website.



2 Click on the red field „Überweisung“. Then choose which of your accounts you want to transfer from.



3 Now enter the name of the recipient, their IBAN, the amount and the purpose of payment - like the invoice number if available.



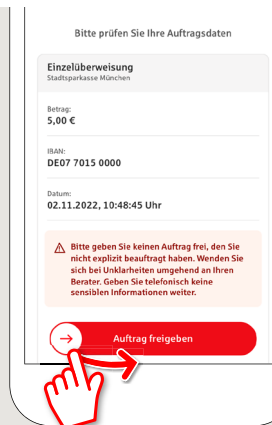
In the lower part you can make further settings. By clicking on „Überweisung prüfen“ the details are summarized again.

4 A message is sent to your smartphone informing you that you have a new pushTAN. Open the **S-pushTAN app** and enter your password.

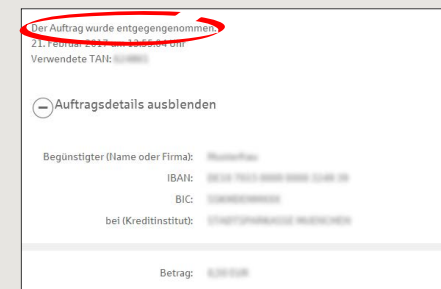


Tap on **„Auftrag freigeben“**.

Important security information: Compare the details in the pushTAN message with your original documents, e.g. invoice.



5 Your transfer has been carried out and you receive confirmation.



Tips: Enter the details directly. Errors can occur when copying. Avoid using umlauts and special characters. Euro and cents are separated with a comma. Avoid using any separator for thousand amounts: (correct: 1500; incorrect: 1.500).

DO YOU HAVE ANY QUESTIONS? WE WOULD BE HAPPY TO HELP YOU.

Central service call number: You can contact us under **06781 601-0** Mon – Fri from 8 am – 6 pm.

Further information is available at: www.ksk-birkenfeld.de/anleitungen

YOU CAN ALSO CONTACT US AT:

Online banking support for private customers
Telephone: **06781 6015870**
Available: **8 am – 6 pm**